

## AWWA C504 Center Line Butterfly Valve

FIG. 2103

### Specification

- Meet or exceed the requirements of AWWA C504.
- Rubber Seats Bonded to the Body.
- Robust design.
- Mounting Flange in accordance with ISO 5211.
- Flange and Drilling Comply with ASME B16.1 Class 125.
- Mechanical-joint Ends complied with ANSI/AWWA C111/A21.11.
- Rated Working Pressure 250 psi.
- Certificated to ANSI / NSF 61 & 372.

### Corrosion Protection

- Fusion Bonded Coating Interior and Exterior complies with AWWAC550.

### Material Specifications

Part	Material	ASTM Specification
Body	Ductile Iron	A536 Grade 65-45-12
Body Seat	Rubber	D2000 EPDM
Disc	Ductile Iron	
Stem	Stainless Steel	A276 Type 304
O-Ring	Rubber	D2000 NBR
Sealing Bushing	Stainless Steel	A276 Type 304
Shaft Bushing	Brass	B16 C37700
Bottom Plate	Carbon Steel	A36

- Diameters for all Class 250B valves are based on the use of ASTM A564, UNS Designation S17400, and condition H1150 shaft material.

### Options

- 304 / 316 Stainless Steel Shaft.
- Stainless Steel Disc optional.
- BUNA-N Bonded Body Seat.
- Gear Operator or Handle Operated.
- Flange and Drilling comply with EN1092 PN10/16.

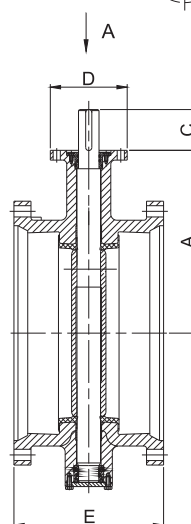
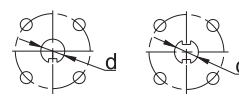
### Schematic



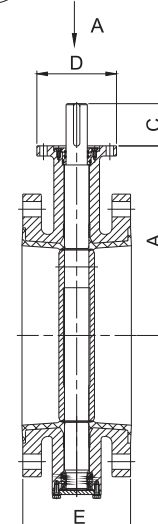
View A

3"-18"

20"-24"



MJ Ends



Flanged Ends

### Main Dimensions (inch/mm)

Size	3"	4"	6"	8"	10"	12"	14"	16"	18"	20"	24"
A	6.30/160	7.01/178	8.39/213	9.65/245	10.87/276	12.52/318	14.06/357	16.06/408	17.32/438	18.54/471	22.52/573
C	2.17/55	2.17/55	2.17/55	2.17/55	2.17/55	3.15/80	3.15/80	3.94/100	3.94/100	3.94/100	3.94/100
Top Flange	F07	F07	F10	F10	F10	F12	F12	F16	F16	F16	F16
D	3.54/90	3.54/90	4.92/125	4.92/125	4.92/125	5.91/150	5.91/150	8.27/210	8.27/210	8.27/210	8.27/210
d	Φ 14	Φ 14	Φ 25	Φ 25	Φ 25	Φ 40	Φ 40	Φ 45	Φ 45	Φ 48	Φ 48
E	FL	5/127	5/127	5/127	6/152	8/203	8/203	8/203	8/203	8/203	8/203
	MJ	8.50/216	8.50/216	8.50/216	8.62/219	9.25/235	9.25/235	11.50/292	11.93/303	12.24/311	13.27/337

#### Notes

- Designs, materials and specifications shown are subject to change without notice due to the continuous development of our products.