


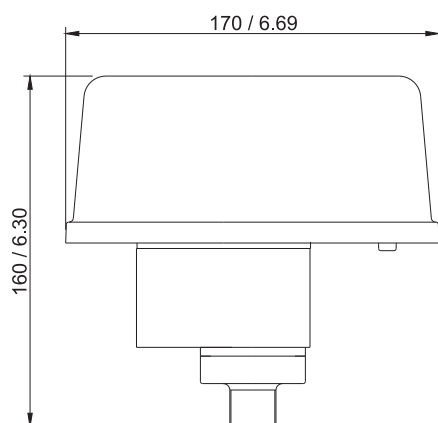
Pressure Switch with Retard

FIG. WPSR

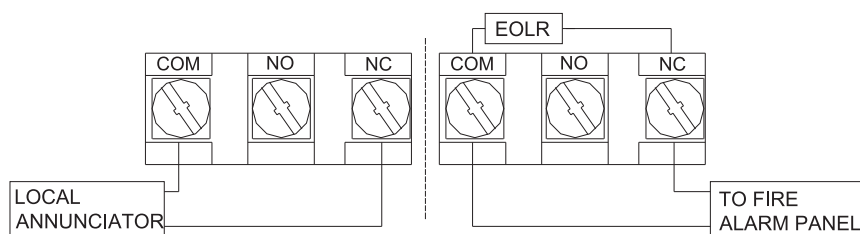
Features

- Equipped with tamper resistant screws to prevent unauthorized entry.
- Built-in mechanical time delay feature to prevent false alarms due to water pressure variation.
- Enclosure:
 - Cover: Die cast, Aluminum Alloy, ASTM B 85 A04130
 - Finish: Red powder coat
 - Base: Die cast, Aluminum Alloy, ASTM B 85 A04130
 - All parts have corrosion resistant finishes.
- Maximum Pressure: 300psi
- Pressure Range: 5-8 psi(0.3-0.55bar) on rising pressure
- Contact Rating: Two sets of SPDT; 10A @ 125/250VAC, 3A @ 24VDC.
- Pressure Connection: 1/2" male NPT
- Operating Temperature Range: -40°C to 60°C
- Conduit Entrances: one knockouts and one hole for 1/2" conduit provided
- Weight: 0.8kg
- UL Listed, FM Approved, EAC and CE Certified

Schematic & Dimensions (mm / Inch)



Typical Connections



outgoing incoming
An uninsulated section of a single conductor should not be looped around the terminal and serve as two separate connections

Note

- Designs, materials and specifications shown are subject to change without notice due to the continuous development of our products.