

BS5163/AWWA C515 NRS Resilient Seated Gate Valve With Extension Spindles

GD1/GD2

Specification

- GD1: $150 \leq H1 \leq 1000$, GD2: $H1 \geq 1000$.
- The distance from the center line of the valve to the ground shall be provided by the customer. When providing the data, please be sure that the error must not exceed $\pm 20\text{mm}$.
- Equipped with T-wrench: 10 sets of same size gate valves are equipped with one T-wrench. Customers need to purchase this wrench if they need more.
- This direct buried gate valve is equipped with BS 5163 resilient seated gate valve or FM/UL NRS resilient seated gate valve.
- H-dimension shall be supplied on order.
- Valve operated by T-key.

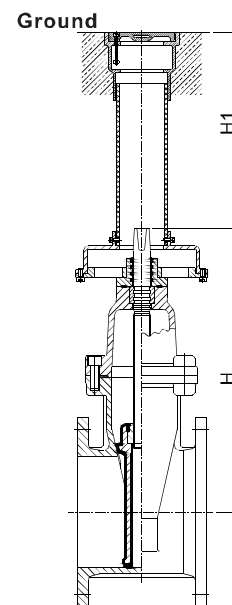
Working Pressure and Temperature

- 16bar/25bar/200psi/300psi rated at -10°C to 120°C .

Corrosion Protection

- Internally and externally fusion bonded epoxy powder coated.

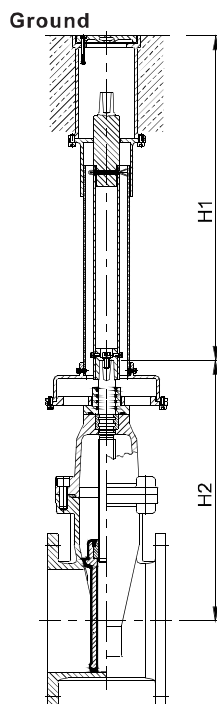
Schematic



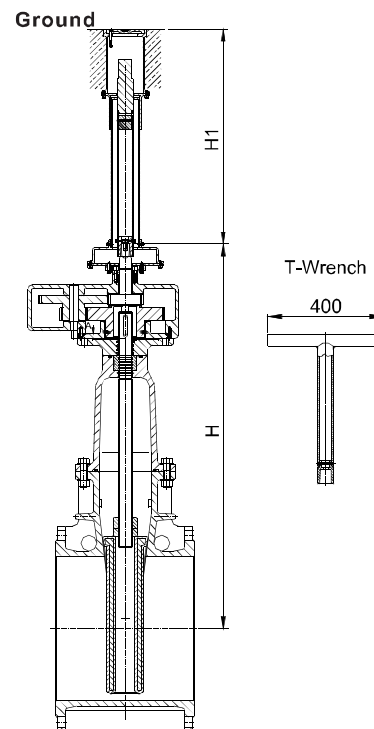
GD1

Material Specification

Part Name	Material	ASTM Specification
NRS Resilient Seated Gate Valve	Assembly	
Connector Plate	Cast Iron	A126 Class B
Connector Cover	Cast Iron	A126 Class B
Driving Cap	Ductile Iron	A536 65-45-12
Squire Tube	Carbon Steel	A576 Grade B
Protecting Tube	Plastic	PVC
Seal Plate	Cast Iron	A126 Class B
Valve Box	Cast Iron	A126 Class B
Rotating Shaft	Carbon Steel	A576 Grade B
Pin	Carbon Steel	A307 Grade B
Gland	Ductile Iron	A536 65-45-12
Fasteners	Carbon Steel	A307 Grade B



Size DN50 to DN350



Size DN350 and above

GD2

Notes

- Designs, materials and specifications shown are subject to change without notice due to the continuous development of our products.